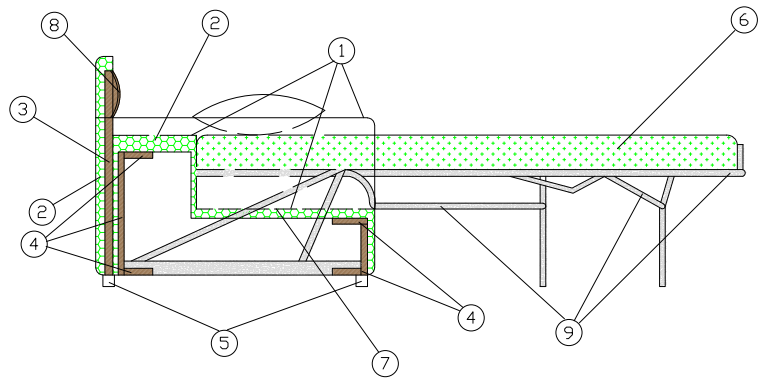
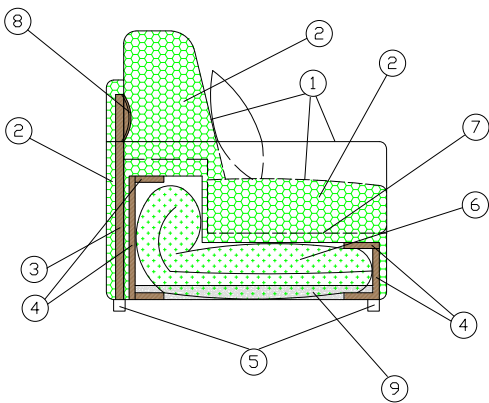


SHEPARD



MATERIALI:

- 1- fibra di dacron® 100 gr;
- 2- cuscino seduta in poliuretano espanso flessibile, cuscino schienale in piuma e poliuretano espanso indeformabile;
- 3- tavola in agglomerato di legno;
- 4- telaio in agglomerato di legno;
- 5- piedi in PVC;

- 6- materasso in poliuretano espanso a due pieghe normale o ignifugo, h 12 cm, rivestito con tessuto anallergico composto da poliestere;
- 7- cinghie elastiche intrecciate;
- 8- cuffia in legno di masonite;
- 9- rete elettrosaldata di acciaio ad alta resistenza.

SHEPARD

BRACCIOLO:

DUFFY

EWALD

GLENN

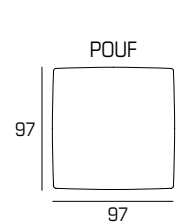
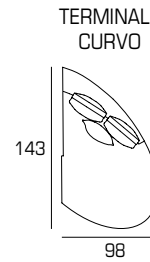
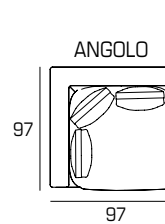
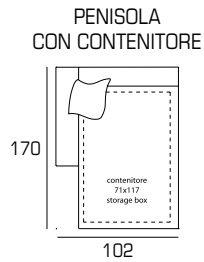
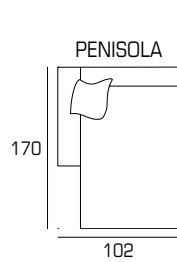
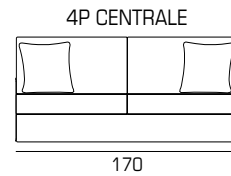
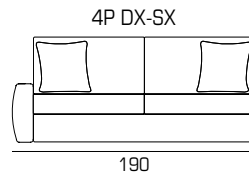
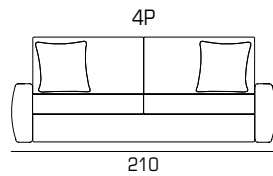
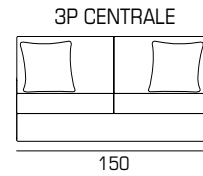
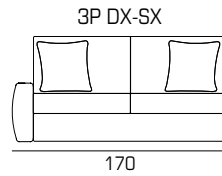
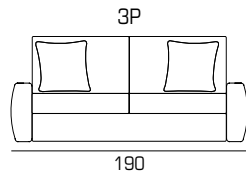
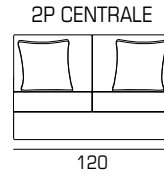
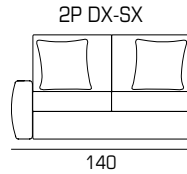
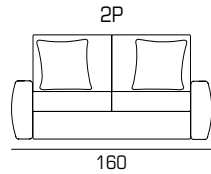
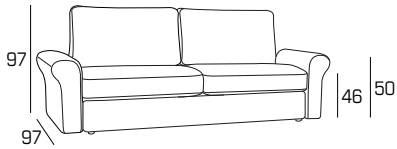
LESLIE 10/16

MUKAI

SHEPARD




SHEPARD COLLECTION:

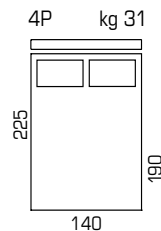
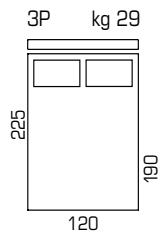
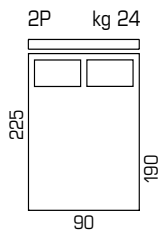


PIEDI:

P 25 h 2-4-6



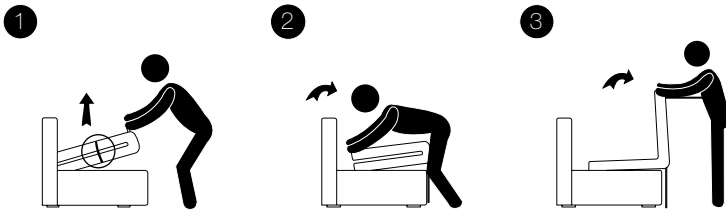
LETTO:



SHEPARD

MECCANISMO LETTO:

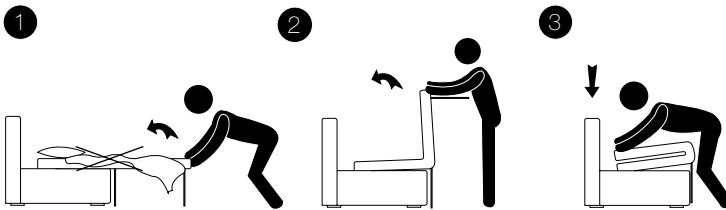
Apertura



RIMUOVERE
le fascette ai lati prima
di sollevare la rete

Un'errata apertura del letto
può provocare
la rottura del meccanismo

Chiusura



RIMUOVERE
lenzuola, coperte o cuscini prima
della chiusura del letto per evitare
danni al meccanismo

INFORMAZIONI TECNICHE:

Sfoderabile: NO	kg	m ³	mts		kg	m ³	mts
SHEPARD 2P	68	1.50	9.80	SHEPARD 4P LATERALE	87	1.80	10.00
SHEPARD 2P LATERALE	57	1.30	8.20	SHEPARD 4P CENTRALE	75	1.60	9.20
SHEPARD 2P CENTRALE	45	1.10	7.00	SHEPARD PENISOLA	82	1.65	8.50
SHEPARD 3P	89	1.80	10.70	SHEPARD PENISOLA CON CONTENITORE	82	1.65	8.50
SHEPARD 3P LATERALE	78	1.60	9.00	SHEPARD ANGOLO	45	0.90	8.00
SHEPARD 3P CENTRALE	66	1.40	8.00	SHEPARD TERMINALE CURVO	46	1.35	8.10
SHEPARD 4P	98	1.98	12.20	SHEPARD POUF	26	0.90	3.80